



District Report Card: 2017


State: Telangana	District: Medchal-malkajgiri
Class: 5	Subject: Language
Schools: 61	Students: 1290


Participation/Coverage


Students

GENDER 	Boys		Girls	
	Number	%	Number	%
	568	44.03	722	55.97

AREA 	Rural		Urban	
	Number	%	Number	%
	509	39.46	781	60.54

CATEGORY 	SC		ST		OBC		GEN	
	Number	%	Number	%	Number	%	Number	%
	316	24.50	91	7.05	746	57.83	137	10.62

CWSN 	LD	VI	HI	S&LD	ID	Oth
	3	3	0	0	0	0

Management 	Government		Government-aided	
	Number	%	Number	%
	1246	96.59	44	3.41

Average Performance of Students in Language (%)

Overall	Gender		Area		Management		Social Group			
	Male	Female	Rural	Urban	Govt.	Aided	SC	ST	OBC	GEN
66.84	66.73	66.93	65.97	67.40	66.67	71.52	66.43	64.03	67.48	66.13

Performance on Learning Outcomes (LOs)

Learning Outcomes	Description	Average Performance(%)
L504	Reads and comprehends independently storybooks, news items/ headlines, advertisements etc.	66.81
L508	Reads text with comprehension, locates details and sequence of events	66.85

Range of Performance of Students who Answered Correctly							
Below 30%		30% - 50%		50% - 75%		Above 75%	
Number	%	Number	%	Number	%	Number	%
74	5.74	233	18.06	495	38.37	488	37.83

Lowest Performing Learning Outcomes (LOs)

- 1 - Reads and comprehends independently storybooks, news items/ headlines, advertisements etc. (66.81)
- 2 - Reads text with comprehension, locates details and sequence of events (66.85)